

# EVERLAST® COLOR CROSS REFERENCE



Product	UOM	ANTIQUÉ IVORY	CABERNET RED	CANVAS	CHESTNUT	FLAGSTONE	HARBOR BLUE	HERITAGE CREAM	MISTY TAUPE	POLAR WHITE	SAND DUNE	SEASIDE GRAY	SLATE	SPANISH MOSS	WILLOW
<b>Chelsea Building Products</b>	E Color	27	02	65	50	77	45	33	70	81	08	39	48	13	36
EVERLAST PANEL 7"	EA	√	√	√	√	√	√	√	√	√	√	√	√	√	√
EVERLAST PANEL 4.5"	EA	√	√	√	√	√	√	√	√	√	√	√	√	√	√
EVERLAST J-TRIM	EA	√	√	√	√	√	√	√	√	√	√	√	√	√	√
EVERLAST 3.5" OCP	EA	√	√	√	√	√	√	√	√	√	√	√	√	√	√
EVERLAST 3.5" LINEAL	EA	√	√	√	√	√	√	√	√	√	√	√	√	√	√

<b>Alsco</b>	E Color	27	02	65	50	29	45	32	70	81	08	39	51	13	76
24 X 50 TRIM COIL	RL	√	√	√	√	√	√	√	√	√	√	√	√	√	√
24 X 50 PVC TRIM COIL	RL	√	√	√	√	√	√	√	√	√	√	√	√	√	√

<b>OSI</b>	OSI Color	445	953	409	277	896	885	623	30I	00I	435	597	505	767	329
QUAD CAULK	TB	√	√	√	√	√	√	√	√	√	√	√	√	√	√

<b>Mid America</b>	E Color	92	77	23	64	14	96	18	85	82	48	99	33	93	37
	MA color	209	303	38	21I	137	155	33I	8	123	48	134	59	237	232
SCL MNT	EA	√	√	√	√	√	√	√	√	√	√	√	√	√	√
SPLT BLK MINI MNT	EA	√	√	√	√	√	√	√	√	√	√	√	√	√	√
SCL EX VENT	EA	√	√	√	√	√	√	√	√	√	√	√	√	√	√
MNT 18 ELEC BLK	EA	√	√	√	√	√	√	√	√	√	√	√	√	√	√
JUMBO MNT	EA	√	√	√	√	√	√	√	√	√	√	√	√	√	√

Updated 9-19-2016

√ indicates availability

www.EverlastSiding.com

#CBPEV-9-16-CREF

©2016 Chelsea Building Products, Inc. Printed in the USA.



**PAINT FORMULATIONS TO MATCH  
EVERLAST® ADVANCED COMPOSITE SIDING**



**ALL FORMULATIONS ARE MIXED USING SUPER PAINT EXTERIOR SATIN**

COLOR NAME	BASE	BAC COLORANT	GALLONS			
			OZ	32	64	128
Antique Ivory	Extra White	L1 Blue	---	1	1	---
		R3 Magenta	---	---	1	---
		Y3 Deep Gold	---	16	---	1
Cabernet Red	Ultra Deep	B1 Black	---	15	1	---
		R2 Maroon	---	35	---	---
		R3 Magenta	8	16	1	1
Canvas	Extra White	N1 Raw Umber	---	54	1	---
		R3 Magenta	---	5	---	---
		Y3 Deep Gold	---	31	1	---
Chestnut	Deep	W1 White	---	11	1	---
		L1 Blue	---	52	1	---
		R3 Magenta	4	4	1	1
		Y3 Deep Gold	4	58	1	1
Flagstone	Deep	L1 Blue	2	14	1	1
		N1 Raw Umber	---	17	---	---
		R2 Maroon	---	32	---	1
Harbor Blue	Deep	W1 White	---	33	1	---
		L1 Blue	2	44	---	1
		N1 Raw Umber	4	33	1	1
		R3 Magenta	2	16	---	---
Heritage Cream	Extra White	L1 Blue	---	2	1	1
		R3 Magenta	---	6	---	---
		Y3 Deep Gold	2	29	1	1
Misty Taupe	Deep	W1 White	2	47	1	---
		L1 Blue	---	21	1	---
		N1 Raw Umber	4	38	1	1
		R3 Magenta	---	37	---	---
		Y3 Deep Gold	---	46	1	1
Polar White	Extra White	NA	Closest match is with base alone			
Sand Dune	Extra White	N1 Raw Umber	2	39	1	1
		R4 New Red	---	---	---	1
		Y3 Deep Gold	---	3	---	---
Seaside Gray	Deep	W1 White	8	7	1	1
		B1 Black	2	15	1	1
		R3 Magenta	---	18	---	---
		Y3 Deep Gold	---	22	---	---
Slate	Deep	W1 White	2	21	1	1
		L1 Blue	---	32	1	1
		N1 Raw Umber	6	36	1	1
		R3 Magenta	---	36	1	---
Spanish Moss	Deep	W1 White	---	21	1	---
		B1 Black	---	37	1	1
		G2 New Green	---	21	---	1
		N1 Raw Umber	6	46	1	1
Willow	Deep	W1 White	2	21	---	1
		B1 Black	---	49	---	---
		Y3 Deep Gold	---	57	1	1

[www.EverlastSiding.com](http://www.EverlastSiding.com)



## ACM Metals Color Match

Everlast® Siding	ACM Smooth	ACM Wood Grain	ACM Match	NOTES
Chestnut	38NXST24RU	38NXNP24RU	Norandex Russet	
Sand Dune	38NXST24TN	38NXNP24TN	Norandex Tan	
Flagstone	38NXST24SP	38NXNP24SP	Norandex Seaport	
Canvas	ATCS24D28	ATCW24D28	Royal Country Almond	
Polar White	ATCS24W4	ATCW24W4	Textured White	
Cabernet	ATCS24R4	ATCW24R4	Mastic Russet Red	Best visual match on hand.
Heritage Cream	ATCS24Y1	ATCW24Y1	Certainteed Heritage Cream	
Willow	ATCS24G1	ATCW24G1	Royal Cypress	
Spanish Moss	ATCS24G12	ATCW24G12	Mastic Quiet Willow	
Harbor Blue	38NXST24WB	38NXNP24WB	Norandex Wedgewood Blue	Best visual match on hand.
Antique Ivory	ATCS24D22	ATCW24D22	Mastic Classic Cream	
Misty Taupe	ATCS24D21	ATCW24D21	Mastic Brookstone	
Seaside Grey	ATCS24A14	ATCW24A14	Certainteed Sterling Grey	Best visual match on hand.
Slate	ATCS24A9	ATCW24A9	Mastic Deep Granite	






9/21/2016

Everlast Siding Manufactured by Chelsea Building Products, 565 Cedar Way, Oakmont, PA 15139

www.EverlastSiding.com ©2016 Chelsea Building Products, Inc. Printed in the USA. #CBPEV-9-16-ACM

## CMYK & RGB Color Conversions

C - M - Y - K **AND** R - G - B ORDER

<p>HARBOR BLUE</p>  <p>57 - 23 - 10 - 31 82 - 125 - 151</p>	<p>CABERNET RED</p>  <p>13 - 96 - 81 - 54 118 - 13 - 23</p>	<p>CHESTNUT</p>  <p>47 - 51 - 59 - 18 126 - 109 - 95</p>	<p>MISTY TAUPE</p>  <p>11 - 13 - 30 - 32 165 - 156 - 135</p>	<p>CANVAS</p>  <p>0 - 8 - 33 - 10 232 - 211 - 165</p>
<p>SPANISH MOSS</p>  <p>24 - 11 - 24 - 33 140 - 151 - 142</p>	<p>ANTIQUÉ IVORY</p>  <p>1 - 5 - 23 - 3 243 - 229 - 195</p>	<p>SAND DUNE</p>  <p>19 - 20 - 27 - 0 208 - 196 - 182</p>	<p>SEASIDE GREY</p>  <p>16 - 11 - 11 - 29 160 - 163 - 166</p>	
<p>FLAGSTONE</p>  <p>56 - 39 - 40 - 5 121 - 135 - 138</p>	<p>HERITAGE CREAM</p>  <p>2 - 10 - 28 - 0 249 - 227 - 188</p>	<p>SLATE</p>  <p>42 - 30 - 37 - 1 155 - 162 - 155</p>	<p>WILLOW</p>  <p>38 - 20 - 43 - 0 165 - 179 - 153</p>	